

HYDRAULIC OIL TANKS

STANDARD RANGE FROM 20 TO 130 LITRES

Normal steel and Aluminium Alloy



SMA standard hydraulic oil tanks are specifically designed to be used in the hydraulic systems.

They are manufactured and individually tested in large production runs and are usually available ex stock.

Steel tanks are painted with grey primer and finishing enamel.

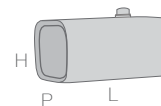
Tanks are cleaned and oiled inside. All holes are sealed with plastic caps.

Every tank has:

- filler/breather on top
- feed adaptor on bottom
- return adaptor

TANKS AVAILABLE EX STOCK

LITRES	HxPxL mm	NOTES	STEEL code
20	160x410x420	-	7.731
30	280x310x370	w/flange for return filter and welded brackets	7.732
40	300x410x420	-	7.733
60	310x380x570	-	7.736
60	310x380x570	w/flange for return filter and welded brackets	7.737
100	290x470x780	-	7.741
100	580x320x600	w/welded brackets	7.742
100	520x280x730	w/flange for return filter and welded brackets	7.743
130	570x350x730	w/flange for return filter and welded brackets	7.745



HYDRAULIC OIL TANKS

STANDARD RANGE FROM 120 TO 250 LITRES

Normal steel and Aluminium Alloy



7.747 45



7.856 QX



7.765 BD



Steel tanks are painted with grey primer and finishing enamel.
Tanks are cleaned and oiled inside. All holes are sealed with plastic caps.

Every tank has:

- filler/breather on top
- level indicator
- 2 female 1" return adaptors
- 1 female 1 1/2" feed adaptor

Tanks can be supplied with or without brackets. Return filter can be ordered separately.

Information about each tank is available on www.smaserbatoi.it

TANKS AVAILABLE EX STOCK				
LITRES	HxPxL mm	NOTES	STEEL code	ALUMINIUM code
120	610x720x300	single bracket	7.747 45*	7.847 CK*
135	610x720x350	w/flange for return filter	7.748 Z3	7.848 S3
135	720x610x350	w/flange for return filter	7.749 Z5	7.849 S5
140	720x720x300	single bracket	7.777 47*	7.877 CZ*
150	636x706x400	w/flange for return filter	7.756 CX	7.856 CX
150	720x610x400	w/flange for return filter	7.757 BE	7.850 PE
160	610x610x500	w/flange for return filter	7.758 KW	7.851 ZW
175	610x720x450	w/flange for return filter	7.761 EX	7.861 QX
175	720x610x450	w/flange for return filter	7.762 BE	7.862 PE
200	720x610x500	w/flange for return filter	7.753 BC	7.853 WC
200	636x706x500	w/flange for return filter	7.765 CX	7.865 CX
250	636x706x630	w/flange for return filter	7.759 CX	7.859 CX

* Single bracket tank without flange for return filter

CUSTOM TANKS

Normal steel and Aluminium Alloy



H = HEIGHT can be A or B
W = WIDTH can be B or A
L = LENGTH up to you

STEEL and ST. STEEL rectangular tanks			
AxB	AxB	AxB	AxB
150x290	250x715	350x460	450x725
155x215	259x889	350x500	470x480
170x235	270x410	350x600	470x510
170x320	280x310	355x455	470x530
170x395	280x420	355x645	480x590
195x515	280x630	370x570	480x650
198x308	286x393	370x670	486x750
200x270	290x475	375x650	500x567
207x347	292x362	380x410	510x600
220x250	300x515	380x540	520x650
220x650	300x670	385x770	530x650
224x250	300x700	397x613	535x560
230x230	310x380	400x570	540x600
234x258	310x440	400x700	540x620
240x360	315x455	410x598	600x600
240x390	320x500	425x455	600x690
246x357	320x580	430x530	610x720
247x297	330x750	430x700	630x690
250x426	330x533	435x610	675x880
250x450	330x946	450x715	720x720

STEEL and ALUMINIUM convex ends		
AxB	AxB	AxB
280x525	430x530	610x720
280x700	480x650	636x706
350x570	500x720	720x720
425x645	610x610	

If our standard range is unsuitable for your requirements, SMA builds the tank to your specifications ensuring high quality and safety also for single unit delivery. If you are able to mount a regular shape, see our **TANK DESIGNER** on www.smaserbatoi.it or follow the steps:


1 - DECIDE VOLUME AND DIMENSIONS

Choose the suitable ends between the several different SMA standard ones showed below, that meet your requirements about the height and width of the tank.

Decide the length and corresponding volume according to your requirements. To ascertain the tank volume, please make the following calculation: $H \times W \times L \times 0,9$.

2 - DEFINE FITTINGS

Decide the welded and loose fittings you need, for example: oil filler cap, feed adaptor, return adaptor, level indicator, return filter flange, return filter, separate or welded brackets.




3 - INQUIRY OFFER

Please request price quotation for your custom tank to SMS enclosing the drawing/sketch prepared specifying how many pieces you are interested in purchasing. For further information do not hesitate to contact our commercial office.

COMBINATION TANKS

FUEL/HYDRAULIC

Normal steel and Aluminium Alloy



IN ACCORDANCE TO UN/ECE 34

Combination tanks is the solution when weight and space are limited.

Each tank is singularly tested and guaranteed. Particularly the inside baffle, designed for heavy duty applications, undergoes a double pressure test.

In order to complete tank with the correct brackets, suction pipes and level gauge, please inform us which make of vehicle the tank will be fitted to.

Return filter can be ordered separately.



HYDRAULIC PART

- filler/breather
- flange for return filter
- added ventilation
- level indicator
- 1"1/2 female feed adaptor
- 1" female return adaptor
- drain purge M22x1,5 with cap

FUEL PART

- anti-steam device
- filler cap
- 2 flanges for suction pipes and level gauge
- drain purge M22x1,5 with cap

Further information available on www.smaserbatoi.it

LITRES oil	LITRES gasolio	HxPxL mm	STEEL code	ALUMINIUM code
160	340	720x610x1250	2M503	8M503
160	340	610x720x1250	2M505	8M506
200	400	720x610x1500	-	8M603
200	400	610x720x1500	-	8M606
200	550	720x720x1550	-	8M750
200	600	720x720x1700	-	8M805