

FUEL TANKS

steel stainless steel aluminium alloy



QUALITY

SMA prides itself on its specialization and investment in innovation in order to guarantee a high quality finished product.

Quality for SMA is a fundamental strategic factor in its development.

We pride ourselves in customer care throughout our extensive Management Quality System certified by ISO 9001.

Attention to customer requirements are apparent throughout our Quality System and this is applied at every phase of the design and manufacturing process.

We have strict procedures in place for purchasing raw materials.

All welding processes are in accordance to EN and ASME standards.

Tanks are manufactured in accordance to the European standard 2000/8/CE / UN/ECE 34/02 aimed to prevent fuel evaporation and all tanks are singularly tested 100% for leaks.

All tanks are individually guaranteed.

RELIABILITY

SMA has been a manufacturer since 1963 within the European union.

We have formed extensive partnerships with companies in many fields in order to solve their tank problems.

SMA Serbatoi works in collaboration with most industrial sectors throughout the world.

Our Customers consider SMA to be a reliable experienced business partner in the design and supply of tanks.

SERVICE

SMA has an extensive range of fuel tanks available from stock and all the components needed for there assembly.

If our standard range does not suit your needs, SMA will design and make the tank to your specification, ensuring high quality both in manufacturing and the finished tank.

SMA deliver throughout Europe, North Africa and Asia by distributors that guarantee on time deliveries.

STANDARD TANKS

homologated

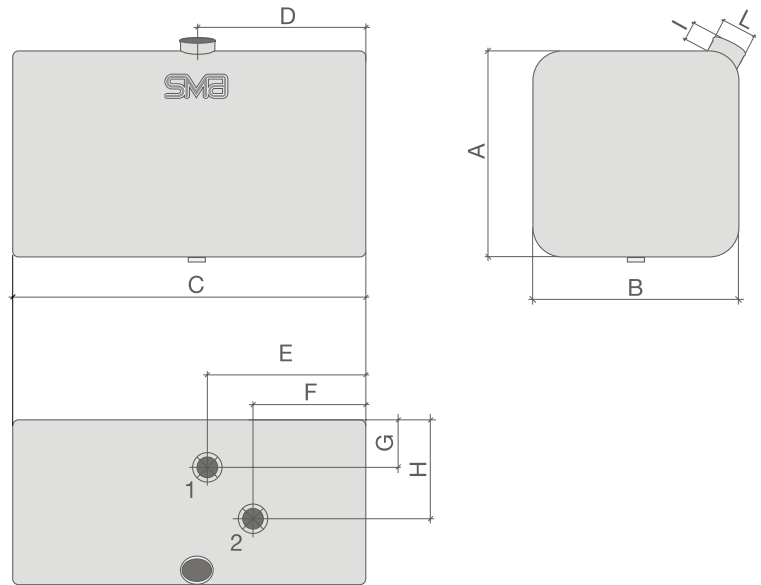


Material:
 normal steel Fe P02
 stainless steel AISI 304
 aluminium alloy 5754-0

Thickness:
 from 10/10 to 25/10 mm
 drain purge with cap M22x1,5
 breather cap
 anti-steam device

Flange:
 F6= 6 holes flange
 FD= bayonet flange

Filler neck:
 80F= threaded filler neck M80x2
 80B= bayonet filler neck diam. 80 mm
 105= bayonet filler neck diam. 105 mm



All models are manufactured in accordance with European standards.

Lt	AxBxC mm	D mm	E mm	F mm	G mm	H mm	I mm	L	1	2	Steel code	St. steel code	Alu code
50	240x390x630	315	315	180	195	120	80	80F	F6	F6	1.053	-	-
56	240x360x750	570	420	-	120	-	150	80F	F6	-	1.056	-	-
56	240x360x750	570	590	-	130	-	150	80F	F6	-	1.066	-	-
70	270x410x750	570	590	-	130	-	90	80B	F6	-	1.073	-	-
82	310x380x800	590	475	-	130	-	150	80F	F6	-	1.080	-	-
90	310x450x750	375	375	225	225	140	80	80B	F6	F6	1.091	3.091	-
95	350x460x660	390	260	-	160	-	70	80F	F6	-	1.097	-	-
100	310x450x850	520	450	300	130	130	80	80B	F6	F6	2.102	3.102	-
120	310x450x1000	500	500	500	140	225	80	80B	F6	F6	2.122	3.122	-
120	370x570x700	350	200	350	200	285	80	80F	F6	F6	1.120	-	-
135	350x460x920	650	520	-	160	-	75	80F	F6	-	1.135	-	-
140	310x450x1160	830	760	560	150	150	80	80B	F6	F6	1.146	3.141	-
160	310x450x1350	1020	950	750	160	160	80	80B	F6	F6	2.163	3.163	-
160	430x530x850	520	450	300	155	155	80	80B	F6	F6	2.162	3.162	8.162
180	370x570x1000	500	320	500	190	285	80	80F	F6	F6	1.180	-	-
180	430x530x900	450	260	450	150	240	80	80B	F6	F6	2.181	3.181	8.181
200	430x530x1000	500	500	310	150	150	80	80B	F6	F6	2.201	3.201	8.201
200	610x610x650	385	385	245	170	170	35	105	F6	FD	-	-	8.202
200	610x720x520	260	200	200	320	160	35	105	F6	FD	2.204	-	8.204
200	720x610x520	260	200	200	320	150	35	105	F6	FD	2.210	3.210	8.210
240	600x600x740	415	415	215	170	170	35	105	F6	FD	2.240	3.240	-
250	370x570x1350	900	900	460	285	170	80	80F	F6	F6	1.258	-	-
250	430x530x1250	450	740	450	150	240	80	80B	F6	F6	2.251	-	8.251
250	480x590x1000	580	580	400	290	200	80	80B	F6	F6	2.252	-	-
260	430x650x1000	500	575	425	160	160	55	105	F6	F6	-	-	8.261
260	500x720x800	530	505	325	530	530	60	105	F6	FD	-	-	8.260
300	430x530x1500	450	630	450	180	240	80	80B	F6	F6	2.300	3.300	8.300
300	430x650x1180	1060	695	485	460	460	55	105	F6	F6	-	-	8.311
300	500x720x940	600	575	365	190	190	60	105	F6	FD	-	-	8.302
300	540x600x1080	450	640	450	180	300	35	105	F6	F6	2.301	3.301	-
300	600x600x950	500	500	300	170	170	35	105	F6	FD	2.303	3.303	8.303
300	610x720x740	370	410	220	160	160	35	105	F6	FD	2.309	3.309	8.306
300	720x610x740	370	410	220	160	160	35	105	F6	FD	2.308	3.308	8.308

Lt	AxBxC mm	D mm	E mm	F mm	G mm	H mm	I mm	L	1	2	Steel code	St. steel code	Alu code
300	720x720x650	325	430	230	160	160	35	105	F6	FD	2.318	3.318	8.318
350	500x720x1050	930	630	420	530	530	35	105	F6	FD	-	-	8.353
350	540x600x1250	450	650	450	200	300	35	105	F6	F6	2.351	3.351	-
400	430x650x1570	1450	890	680	460	460	55	105	F6	F6	-	-	8.411
400	500x720x1250	910	730	520	190	190	60	105	F6	FD	-	-	8.402
400	600x600x1250	550	550	350	170	170	35	105	F6	FD	2.405	3.405	8.405
400	610x720x1000	500	500	300	160	160	35	105	F6	FD	2.408	3.408	8.406
400	720x610x1000	500	500	300	160	160	35	105	F6	FD	2.403	3.403	8.403
400	720x720x850	425	500	300	160	160	35	105	F6	FD	2.401	3.401	8.401
420	540x600x1500	580	580	380	180	180	35	105	F6	F6	2.440	3.440	-
450	720x610x1100	500	500	300	160	160	35	105	F6	FD	2.450	3.450	-
500	430x650x1950	1830	1080	870	460	460	55	105	F6	F6	-	-	8.511
500	500x720x1550	1270	880	670	190	190	60	105	F6	FD	-	-	8.504
500	600x600x1500	580	580	380	170	170	35	105	F6	FD	2.500	3.500	8.500
500	610x720x1250	550	550	350	160	160	35	105	F6	FD	2.505	3.505	8.506
500	720x610x1250	550	550	350	160	160	35	105	F6	FD	2.503	3.503	8.503
500	720x720x1050	550	550	350	160	160	35	105	F6	FD	2.501	3.501	8.501
600	500x720x1850	1730	1030	920	530	530	35	105	F6	FD	-	-	8.600
600	600x600x1750	580	580	380	170	170	35	105	F6	FD	2.601	3.601	8.601
600	610x720x1500	550	550	350	160	160	35	105	F6	FD	2.606	3.606	8.606
600	720x610x1500	580	580	380	160	160	35	105	F6	FD	2.603	3.603	8.603
600	720x720x1250	550	550	350	160	160	35	105	F6	FD	2.605	3.605	8.605
700	610x720x1750	550	550	350	160	160	35	105	F6	FD	2.706	-	8.706
700	720x610x1750	580	580	380	160	160	35	105	F6	FD	2.703	-	8.703
700	720x720x1460	550	550	350	160	160	35	105	F6	FD	2.705	3.705	8.705
750	500x720x2250	2130	1230	1020	530	530	35	105	F6	FD	-	-	8.751
750	720x720x1550	1140	1140	670	170	170	40	105	F6	FD	2.750	-	8.750
770	720x720x1620	580	580	380	160	160	35	105	F6	FD	2.765	-	8.765
800	610x720x1960	700	700	500	160	160	35	105	F6	FD	2.806	-	8.806
800	720x610x1960	700	700	500	160	160	35	105	F6	FD	2.803	-	8.803
800	720x720x1700	580	580	380	160	160	35	105	F6	FD	2.805	3.805	8.805
890	720x720x1850	1430	1430	670	170	170	35	105	F6	FD	2.890	-	8.890
930	720x720x1960	700	700	500	160	160	35	105	F6	FD	2.905	3.905	8.905
1000	720x720x2080	790	790	590	190	190	35	105	F6	FD	2.995	-	8.995


SMA can supply:

- support brackets
- suction pipes and level gauges
- lockable caps
- pouring kit with electric pumps
- specific mounting kits for every kind of truck



Caps with and without locks

If you want to know which is the best solution for your truck, please ask for our new catalogue or click on www.smaserbatoi.it



Suction pipe and level gauge on 6 hole flange and on bayonet flange



Brackets

CUSTOM TANKS



H = HEIGHT could be A or B
D = DEPTH could be B or A
L = LENGHT measure up to you

If our standard range of fuel tanks does not suit your needs, SMA will design and make the tank to your specification ensuring high quality also for small quantity.

SMA can supply tanks in other shapes with thicknesses between 8/10 and 60/10.

If you are able to mount a regular shape, see our TANK DESIGNER on www.smaserbatoi.it or follow the steps:

1) DECIDE CAPACITY AND DIMENSIONS OF THE TANK

We invite you to choose between the measurement of the SMA standard bottoms detailed below, in particular the suitable ones that meet your requirements about the height and depth of the tank. You can choose length and capacity. Tank capacity result is obtained by multiplying HxDxLx0,9

2) DEFINE FITTINGS

Please let us know what and how many components you need, for example: cap (for filling fuel) with or without ventilation, with or without lock; socket for sending and returning fuel; suction unit, suction and return pipes; electric or visual level gauge; fixing brackets separated or welded to the tank, other.

3) SEND US A REQUEST BY WITH A SKETCH

Please ask us to make an offer enclosing the sketch following steps no.1 and 2 and specifying the number of items you are interested in purchasing. If you have any doubts please contact us.


STEEL and ST. STEEL rectangular tanks

AxB	AxB	AxB	AxB
150x290	250x715	350x460	450x725
155x215	259x889	350x500	470x480
170x235	270x410	350x600	470x510
170x320	280x310	355x455	470x530
170x395	280x420	355x645	480x590
195x515	280x630	370x570	480x650
198x308	286x393	370x670	486x750
200x270	290x475	375x650	500x567
207x347	292x362	380x410	510x600
220x250	300x515	380x540	520x650
220x650	300x670	385x770	530x650
224x250	300x700	397x613	535x560
230x230	310x380	400x570	540x600
234x258	310x440	400x700	540x620
240x360	315x455	410x598	600x600
240x390	320x500	425x455	600x690
246x357	320x580	430x530	610x720
247x297	330x750	430x700	630x690
250x426	330x533	435x610	675x880
250x450	330x946	450x715	720x720

STEEL and ST. STEEL cylindrical tanks

diameter cm.			
200	235	250	360
			420

FITTINGS



STEEL and ALUMINIUM convex ends

AxB	AxB	AxB
280x525	430x530	610x720
280x700	480x650	636x706
350x570	500x720	720x720
425x645	610x610	